


Holiday Safety Tips



Christmas Statistics

- ◆ **December 2002**
 - ◆ 600 Christmas tree fires
 - ◆ 33 people lost their lives
 - ◆ 112 people were seriously injured
 - ◆ Over \$21,000,000 dollars in damage






Christmas Tree Safety




- ◆ Consider an artificial tree
- ◆ A real tree should not lose its needles when tapped on the ground
- ◆ Cut 1" off the trunk to help the tree absorb water
- ◆ Tree stand should hold at least 1 gal. of water



Christmas Tree Safety

- ◆ A 6 foot tree will use 1 gal. of water every 2 days
- ◆ Mix a chemical preservative with the water
- ◆ Check water level every day





Christmas Tree Safety



- ◆ Keep the tree away from floor heaters, fire places, or other heat sources
- ◆ Use only UL-approved lights, and no more than 3 strands linked together




Christmas Tree Safety

- ◆ Use miniature lights - which have cool-burning bulbs
- ◆ Turn off the Christmas lights when you sleep, or leave your home for very long.
- ◆ Never use candles, even on artificial trees






Christmas Tree Safety




- ◆ Ensure tinsel or artificial icicles are of non-leaded material
- ◆ Leaded materials may be hazardous if eaten by children or pets
- ◆ Avoid decorations that tend to break easily or have sharp edges



Christmas Tree Safety

- ◆ **Keep tree trimmings that are small or have removable parts out of the reach of small children. These pieces may be swallowed.**






Christmas Tree Safety




- ◆ Clean the tree stand to improve the tree's water intake, use one capful of bleach to a cup of water
- ◆ Dispose of the tree properly. **NEVER BURN IN THE FIRE-PLACE.**



Christmas Lights

- ◆ Use only outdoor lights outside your home
- ◆ Examine light strings each year, discard worn ones
- ◆ Fasten the bulbs securely and point the sockets down to avoid moisture build up






Christmas Lights




- ◆ **Connect no more than 3 strands together**
- ◆ **Never use indoor extension cords outside**
- ◆ **Avoid overloading wall outlets and extension cords**
- ◆ **Never run cords under rugs or carpets**



Christmas Lights

- ◆ **Keep outdoor electrical connectors above ground and out of puddles and snow.**
- ◆ **Unplug light string before replacing bulb. Review the original package to verify proper wattage & voltage**






Christmas Lights




- ◆ **Never use electric lights on a metallic tree, use colored spot lights**
- ◆ **Make sure trees hung with X-mas lights are not touching power lines**
- ◆ **Never use lights that have an empty socket.**



Christmas Candles

- ◆ **When using candles, place them a safe distance from combustibles**
- ◆ **Place candles in sturdy containers. Remember hot wax burns kids**
- ◆ **Extinguish candles before going to bed**






Christmas Gift Wrapping




- ◆ **Dispose of gift wrapping soon after opening presents.**
- ◆ **A room full of paper lying around on the floor is an obvious hazard**



Christmas Gift Wrapping

- ◆ Do not burn wrappings in the fireplace. They may ignite suddenly and cause a flash fire.






Christmas Holiday Plants




- ◆ **Holly and mistletoe can be fatal to a small child and the smaller the child, the smaller the dose that can cause serious medical problems.**



Christmas Holiday Plants

- ◆ Poinsettia leaves are not fatal if swallowed, but can cause a skin rash and an upset stomach.
- ◆ Call 911 if your children ingest any of these holiday plants.






Home Safety



- ◆ **Install a smoke detector or new batteries in the one(s) you have and TEST it.**
- ◆ **Dispose of fireplace ashes into a metal container until cold**



Home Safety

- ◆ Install at least one carbon monoxide detector in your home






Home Safety




- ◆ **Have an operable fire extinguisher readily available.**
- ◆ **Clean the oven and stove prior to the holiday. Often the extra load on these appliances cause a fire due to high use and grease build up**



Home Safety

- ◆ Keep kitchen clutter away from stove and oven
- ◆ Avoid loose, flammable clothing. Clothing often catches fire around candles, matches, fireplaces and stoves





Happy Holidays



**Have a Merry
Christmas and
a Safe &
Happy
New Year!!!!**